

CMET Contextual and Safeguarding Data - January to September 2023.

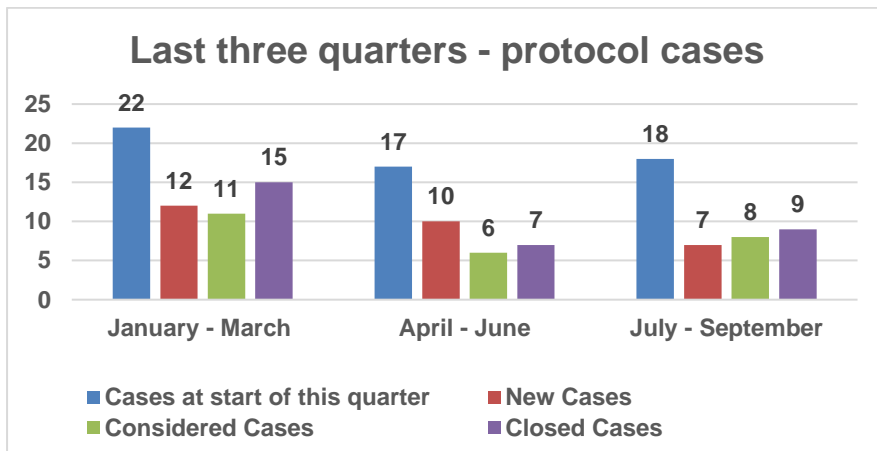
Individual Protocol Cases

As of the 1st January 2023, there were 22 young people subject to Protocol whom the Local Authority has responsibility for.

From January to September 2023, we placed another 29 young people on protocol, considered 25 young people and we removed from protocol 31 young people.

The table below shows a breakdown of these categories by the yearly quarter.

	New Cases	Considered Cases	Closed Cases
January to March 2023	12	11	15
April to June 2023	10	6	7
July to September 2023	7	8	9
Total	29	25	31



Type of Protocol Concern for new cases

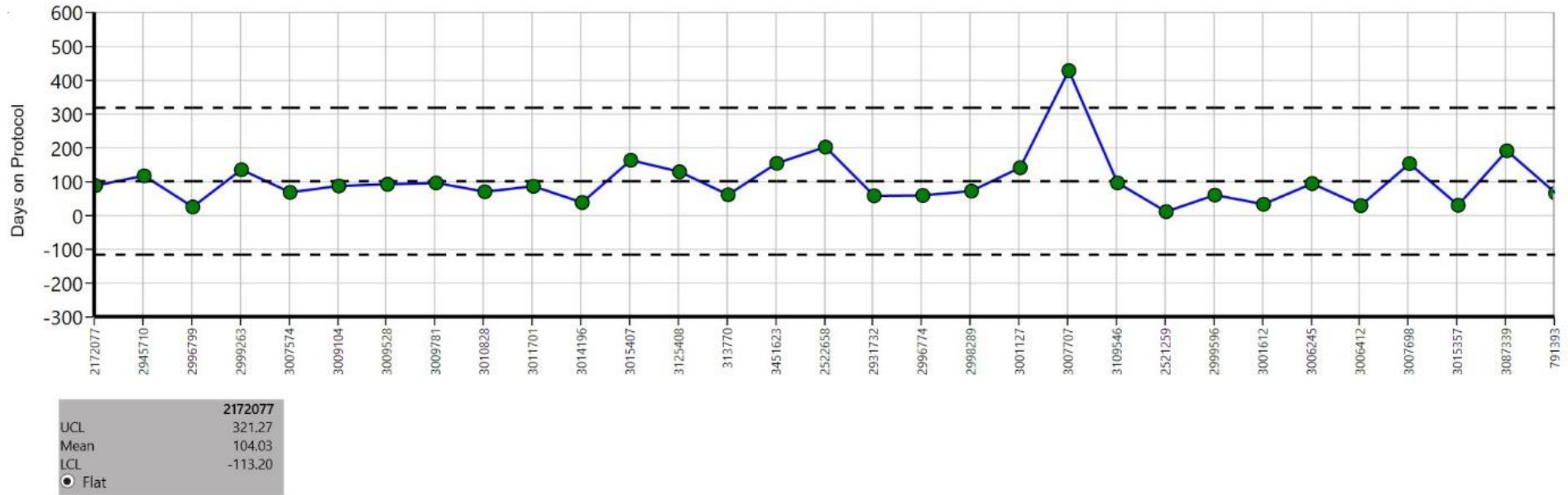
Type of Concern	No of Cases placed on Protocol
Child Criminal Exploitation	8
Child Sexual Exploitation	8
Missing	9
Child Criminal Exploitation/Child Sexual Exploitation/Other	1
Child Criminal Exploitation/Youth Violence	1
Other	2
Total	29

Type of Protocol Concern for considered cases

These are the cases we considered at strategy meetings due to concerns around exploitation, these risks were acknowledged and safety and support were put in place. This support was seen as appropriate and there was no need for further strategy meetings at the time.

Type of Concern	No of Cases Considered
Child Criminal Exploitation	5
Child Sexual Exploitation	5
Youth Violence	4
Sexual Harmful Behaviour	5
Radicalisation	1
Child Sexual Exploitation/Sexual Harmful Behaviour	2
Child Criminal Exploitation/Missing	1
Child Criminal Exp/Child Sexual Exp/Missing/Youth Violence	1
Other	1
Total	25

Period on Protocol (2023 Removed Cases)



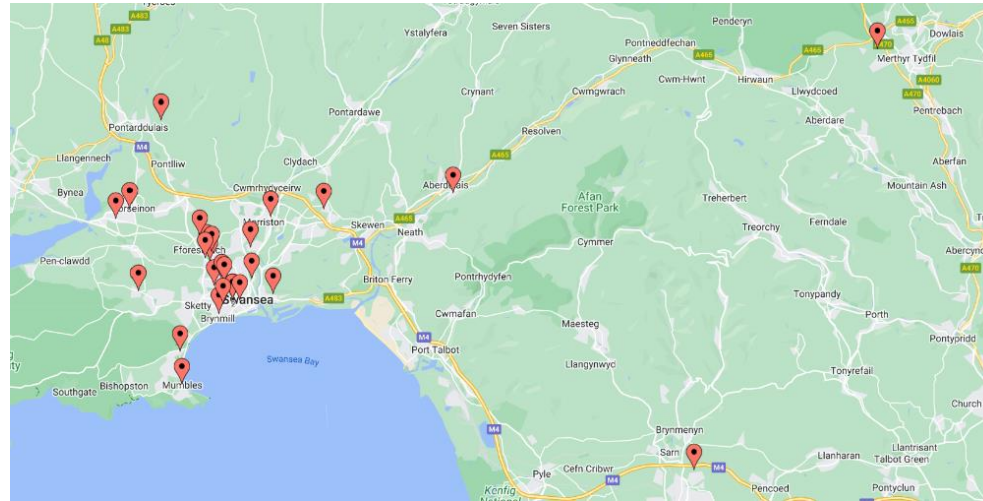
Between January and September 2023, 31 young people were removed from protocol. This does not necessarily mean their referral was closed down but that the risks have reduced to a point where we do not require a child protection response. The average number of days these young people have been subject to protocol is 104 days.

Young People on protocol by postcode, including out of county.

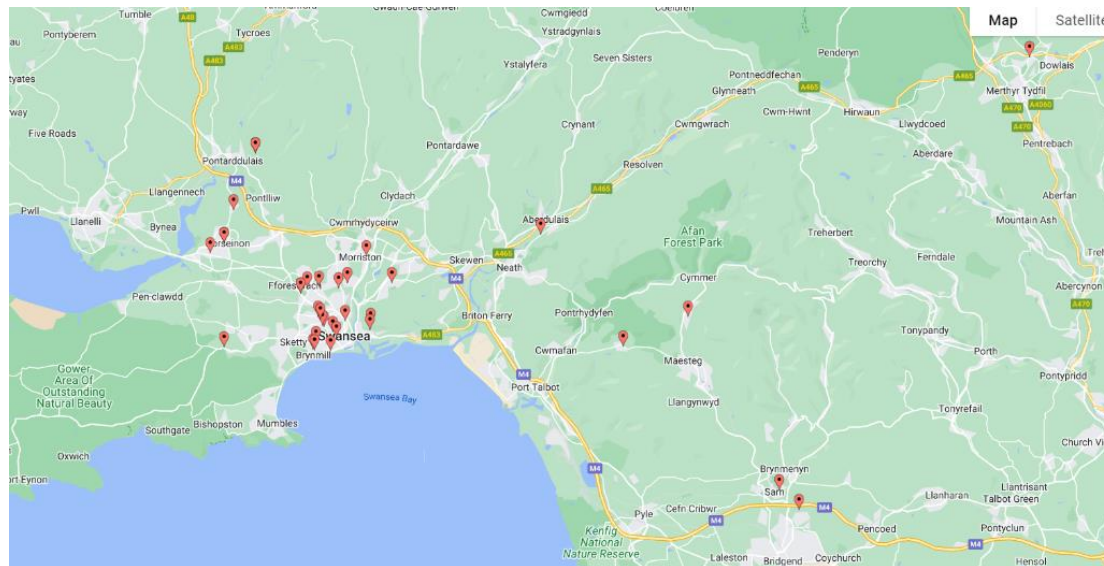
July to September 2023



April – June 2023

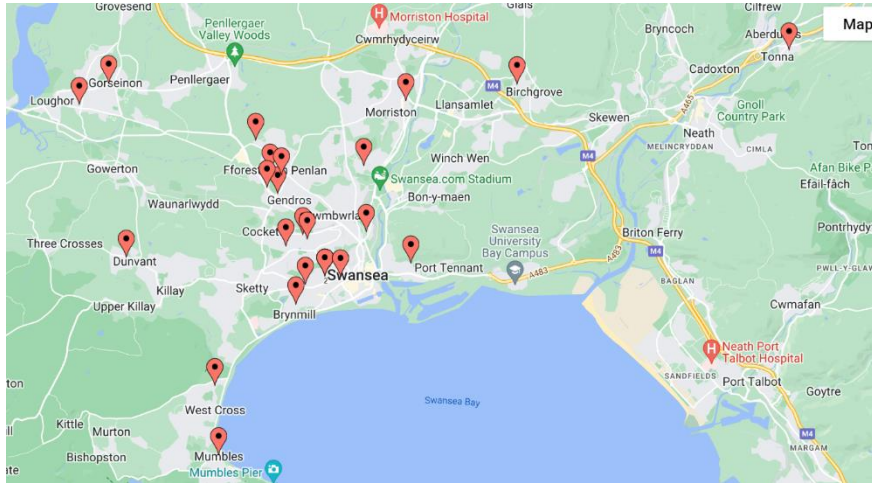


January – March 2023

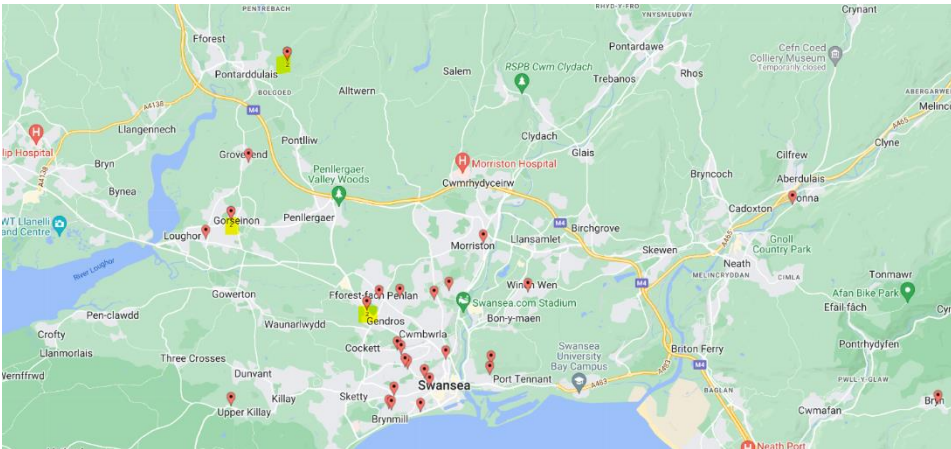
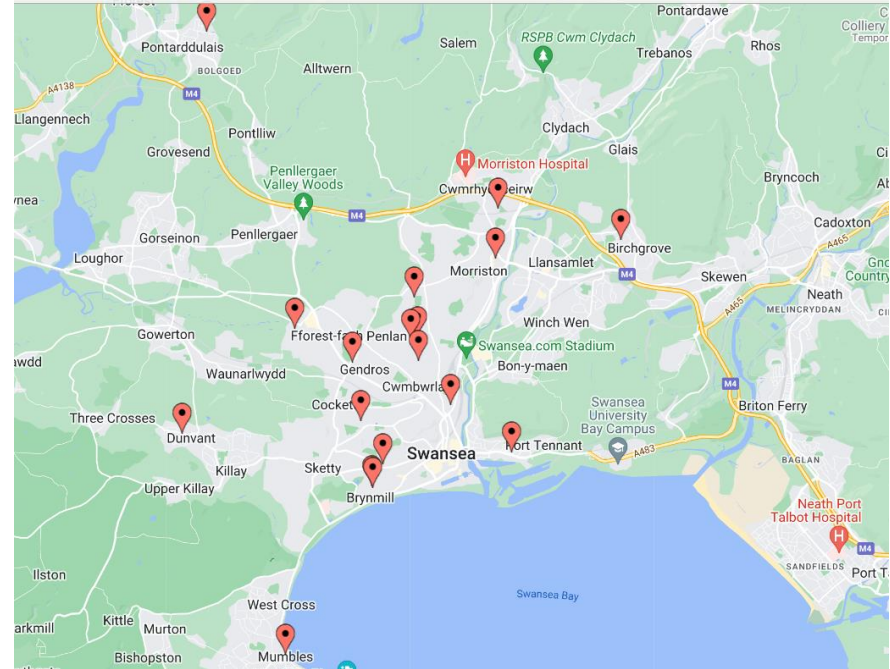


Young People on Protocol by Postcode – Swansea Area Focus

July to September 2023



April to June 2023



January to March 2023

Contextual Referrals from January to September 2023

On the 1st of January 2023 the CMET team was working on 22 contextual safeguarding referrals, 20 contextual places/areas and 2 peer groups. 79 young people were associated to these referrals.

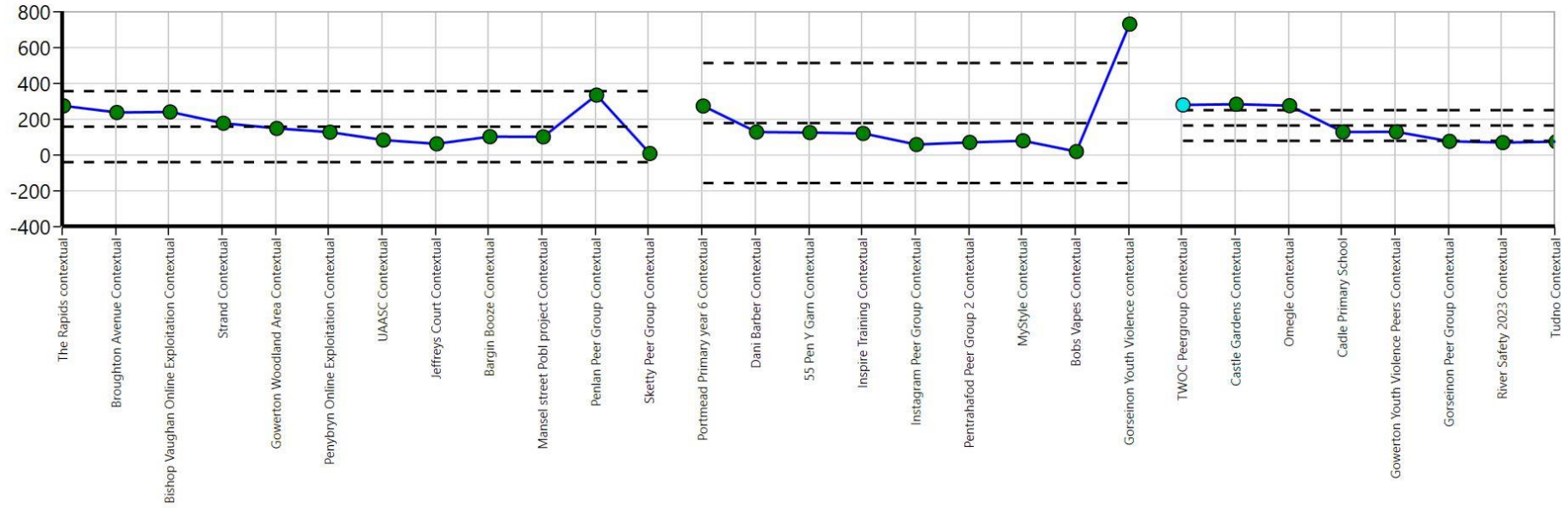
From January to September 34 new contextual referrals were allocated to the CMET team – 26 contextual places/areas and 8 peer groups referrals. 29 out of the 34 new cases were discussed during the CMET panel.

	January to March	April to June	July to September
Contextual Area/place	9	9	8
Peer Group	3	3	2
No. of new associates	56	48	42

27 Contextual referrals were closed during this period.

Chart below shows the number of days the referrals were opened for. Splits represent the three quarters.

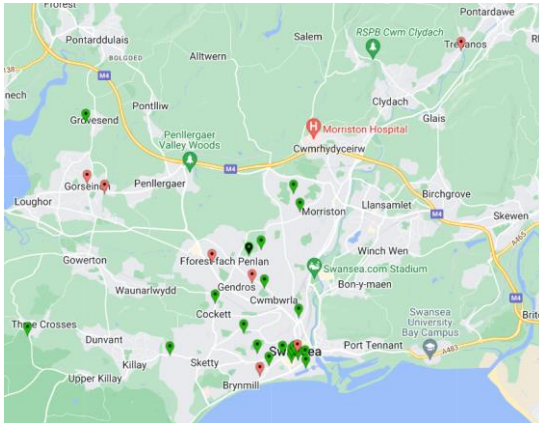
Number of Days referral was open



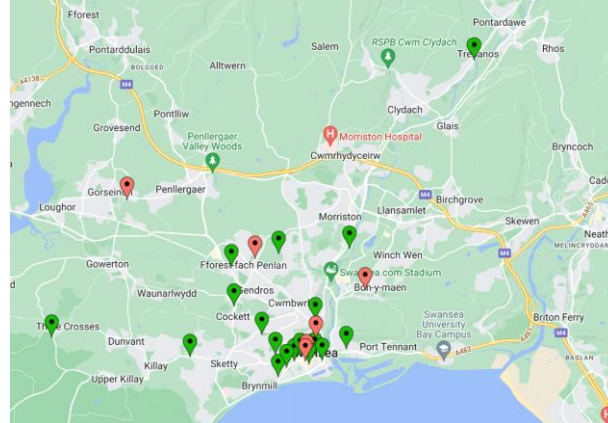
	The Rapids contextual	Portmead Primary year 6 Contextu	TWOC Peergroup Contextual
UCL	360.56	517.83	254.63
Mean	162.75	183	169.13
LCL	-35.06	-151.83	83.63
● Flat		● Flat	● Flat

Maps for the last three quarters – Contextual Referrals Postcode

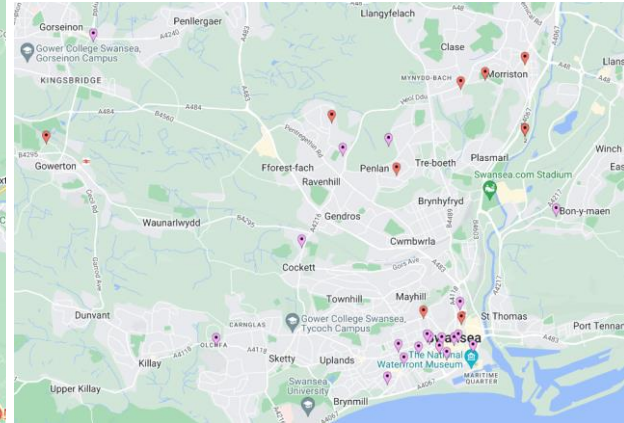
July to September



April to June



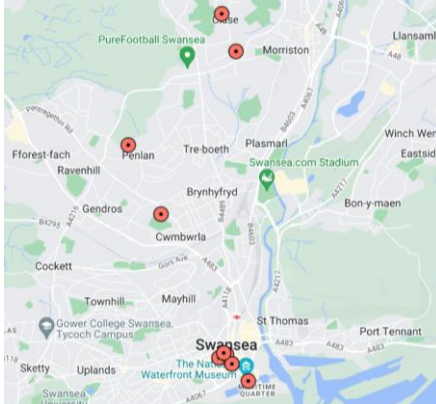
January to March



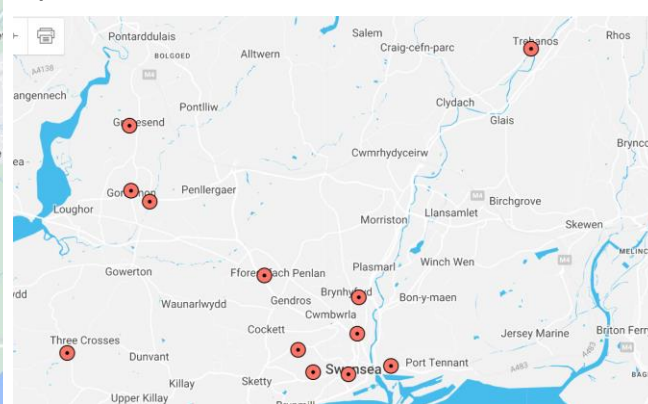
Red markers represent closed cases within quarter.
Black marker represent case open and close within quarter

New cases postcodes

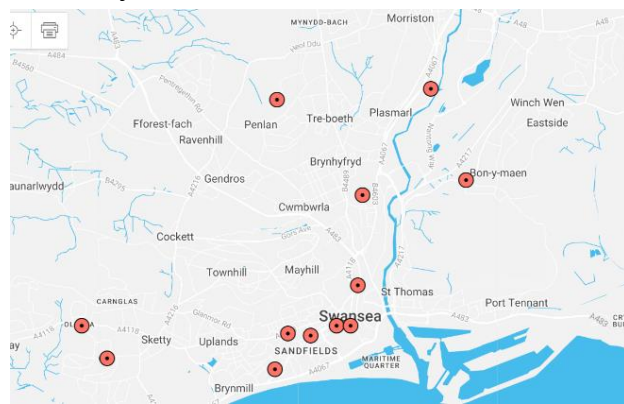
July to September



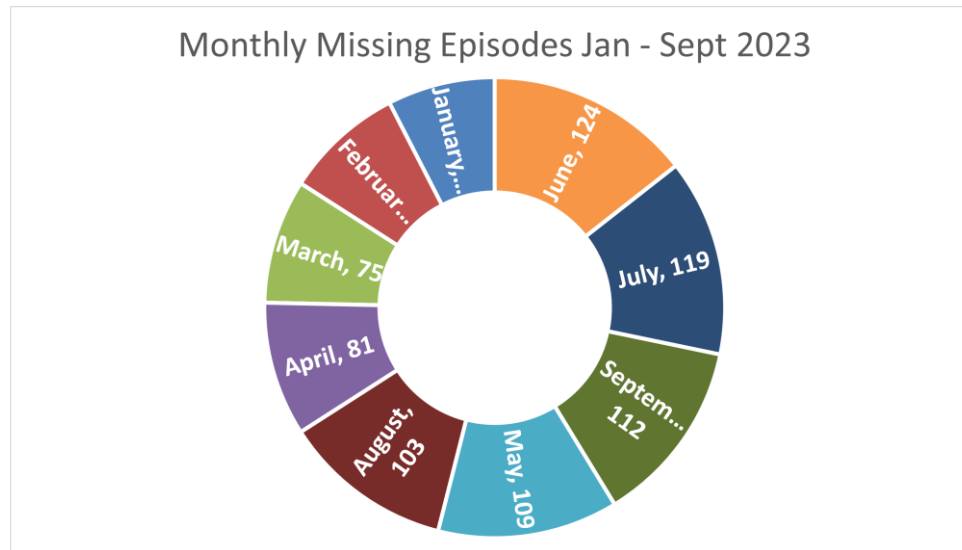
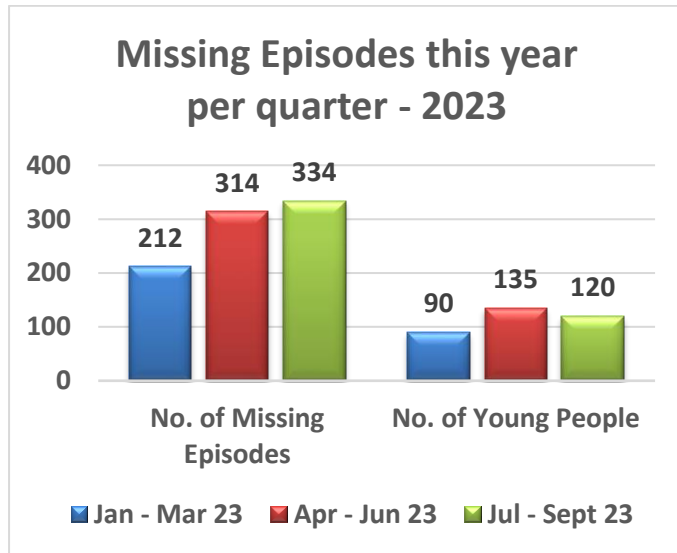
April to June



January to March



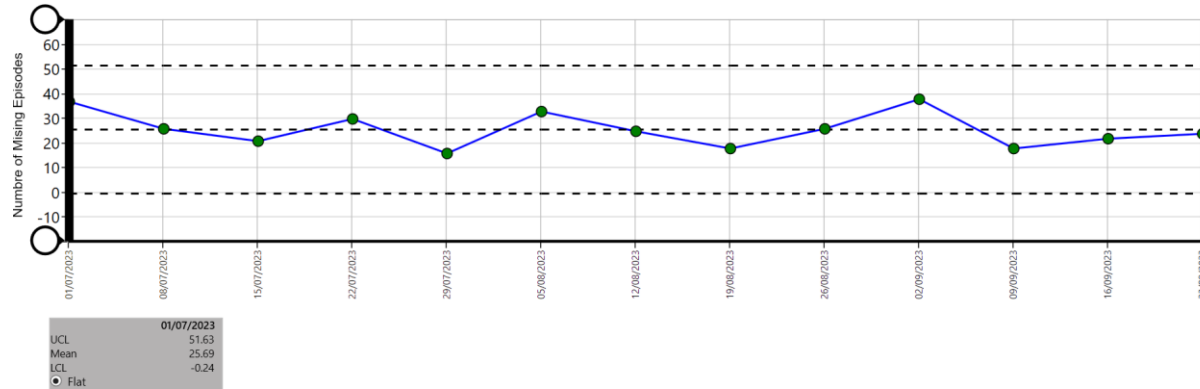
Missing Episodes



Cap charts below show weekly missing episodes numbers per quarter.

July to September 2023

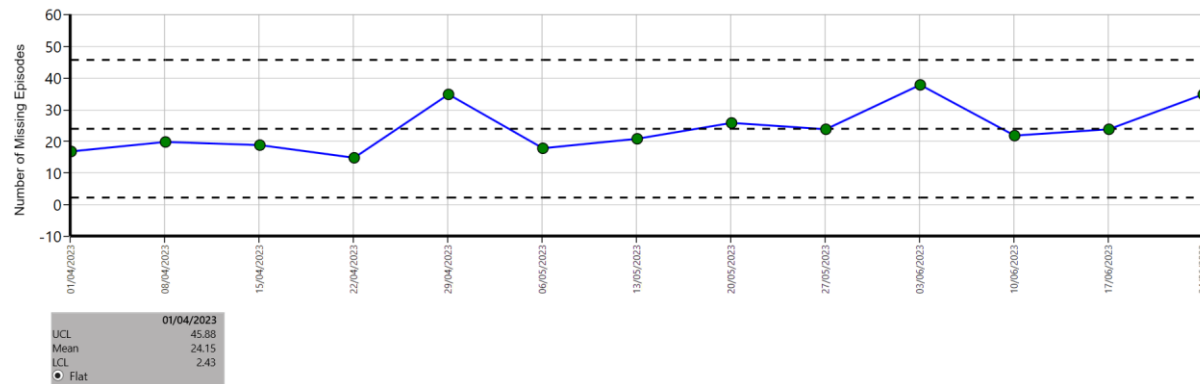
July to September 2023 - Weekly Missing Episodes



01/07	08/07	15/07	22/07	29/07	05/08	12/08	19/08	26/08	02/09	09/09	16/09	23/09
37	26	21	30	16	33	25	18	26	38	18	22	24

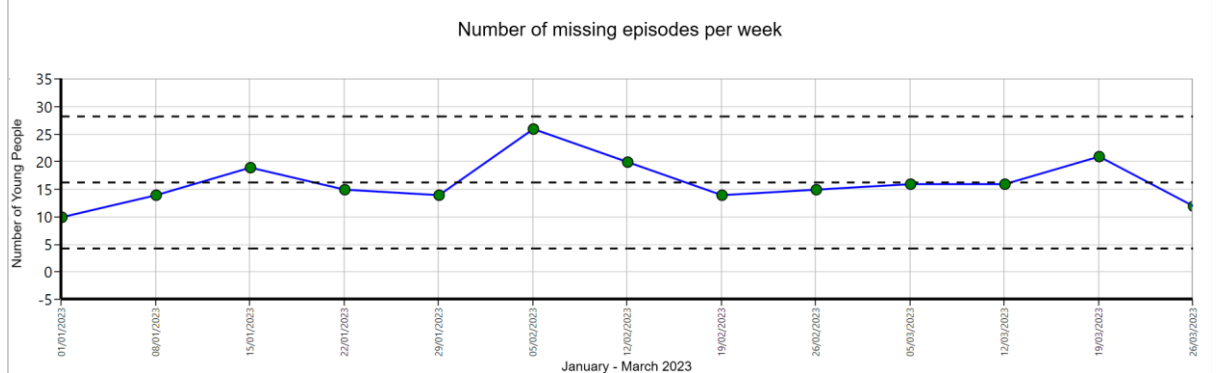
April to June 2023

Weekly breakdown - Number of Missing Episodes - April to June 2023



01/04	08/04	15/04	22/04	29/04	06/05	13/05	20/05	27/05	03/06	10/06	17/06	24/06
17	20	19	15	35	18	21	26	24	38	22	24	35

January to March 2023



01/01	08/01	15/01	22/01	29/01	05/02	12/02	19/02	26/02	05/03	12/03	19/03	26/03
10	14	19	15	14	26	20	14	15	16	16	21	12